

Permanency Composite 1: Timeliness and Permanency of Reunification

Reporting Period April 1, 2009 to September 30, 2009 (2009B)

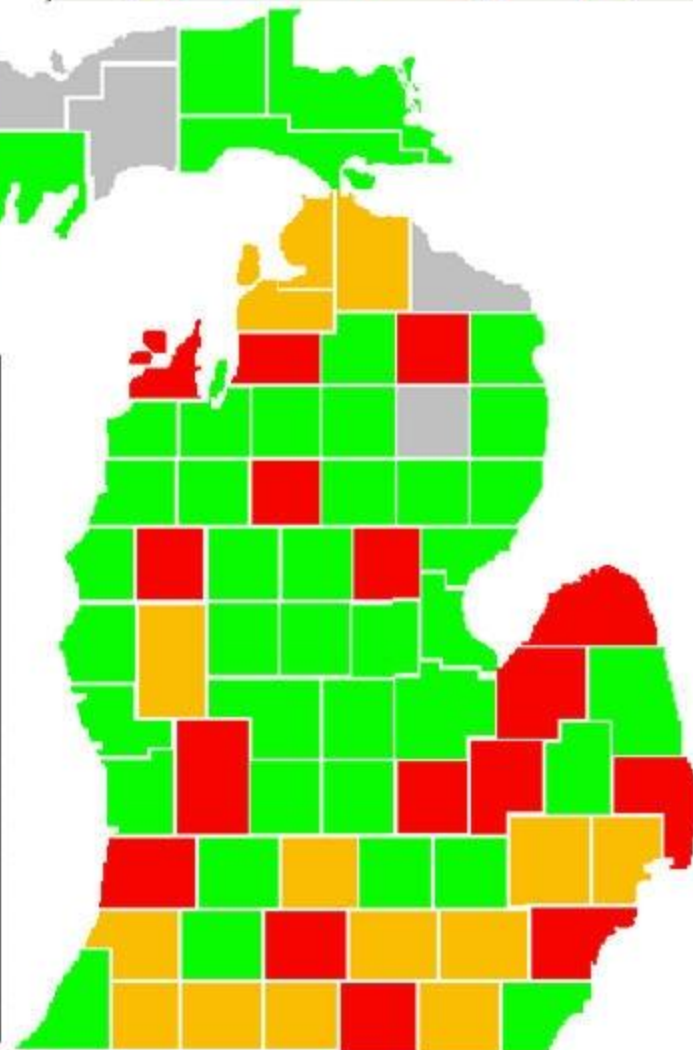
State of Michigan - Department of Human Services
Child Welfare Improvement Bureau



MAP LEGEND

- At or Above 122.6 Federal Standard (n=45)
- At or Above 110.3 (90% of Federal Standard) (n=15)
- Below 110.3 (90% of Federal Standard) (n=18)
- Data Unavailable (n=5)

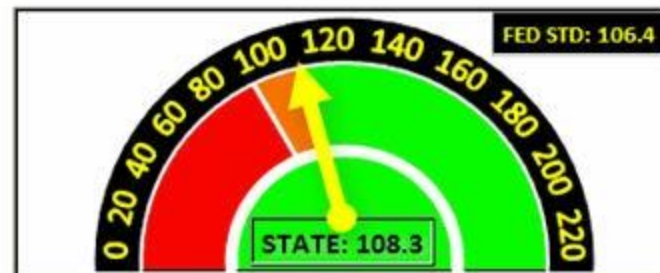
| # | # | # | # | |
|---------------|-------|-----------------|------------|-------|
| 01 ALCONA | 187.6 | 22 DICKINSON | 124.0 | |
| 02 ALGER | | 23 EATON | 110.7 | |
| 03 ALLEGAN | 95.3 | 24 EMMET | 113.9 | |
| 04 ALPENA | 167.4 | 25 GENESEE | 109.6 | |
| 05 ANTRIM | 78.0 | 26 GLADWIN | 80.0 | |
| 06 ARENAC | 152.3 | 27 GOGEBIC | 116.9 | |
| 07 BARAGA | -0.3 | 28 GRAND TRVR | 140.1 | |
| 08 BARRY | 127.8 | 29 GRATIOT | 122.8 | |
| 09 BAY | 128.0 | 30 HILLSDALE | 105.7 | |
| 10 BENZIE | 137.3 | 31 HOUGHTON | 149.2 | |
| 11 BERRIEN | 138.9 | 32 HURON | 100.3 | |
| 12 BRANCH | 117.7 | 33 INGHAM | 130.9 | |
| 13 CALHOUN | 106.4 | 34 IONIA | 123.2 | |
| 14 CASS | 113.2 | 35 IOSCO | 157.4 | |
| 15 CHARLEVOIX | 113.9 | 36 IRON | 152.6 | |
| 16 CHEBOYGAN | 118.1 | 37 ISABELLA | 155.3 | |
| 17 CHIPPEWA | 132.9 | 38 JACKSON | 111.0 | |
| 18 CLARE | 143.5 | 39 KALAMAZOO | 139.7 | |
| 19 CLINTON | 126.2 | 40 KALKASKA | 137.0 | |
| 20 CRAWFORD | 134.8 | 41 KENT | 108.3 | |
| 21 DELTA | 179.1 | 42 KEWEENAW | 63 OAKLAND | 113.0 |
| | | 43 LAKE | 88.5 | |
| | | 44 LAPEER | 147.8 | |
| | | 45 LEELANAU | 84.8 | |
| | | 46 LENAWEE | 120.4 | |
| | | 47 LIVINGSTON | 132.5 | |
| | | 48 LUCE | 178.2 | |
| | | 49 MACKINAC | 123.8 | |
| | | 50 MACOMB | 112.9 | |
| | | 51 MANISTEE | 169.2 | |
| | | 52 MARQUETTE | 149.0 | |
| | | 53 MASON | 168.2 | |
| | | 54 MECOSTA | 160.0 | |
| | | 55 MENOMINEE | 84.9 | |
| | | 56 MIDLAND | 126.4 | |
| | | 57 MISSAUKEE | 89.2 | |
| | | 58 MONROE | 128.4 | |
| | | 59 MONTCALM | 135.3 | |
| | | 60 MONTMOR. | 40.4 | |
| | | 61 MUSKEGON | 125.2 | |
| | | 62 NEWAYGO | 122.5 | |
| | | 63 OAKLAND | 113.0 | |
| | | 64 OCEANA | 148.6 | |
| | | 65 OGEMAW | 139.1 | |
| | | 66 ONTONAGON | 131.4 | |
| | | 67 OSCEOLA | 146.3 | |
| | | 68 OSCODA | | |
| | | 69 OTSEGO | 157.8 | |
| | | 70 OTTAWA | 144.5 | |
| | | 71 PRESQUE ISLE | | |
| | | 72 ROSCOMMON | 144.3 | |
| | | 73 SAGINAW | 144.2 | |
| | | 74 ST CLAIR | 109.4 | |
| | | 75 ST JOSEPH | 110.5 | |
| | | 76 SANILAC | 128.8 | |
| | | 77 SCHOOLCRAFT | | |
| | | 78 SHIAWASSEE | 93.3 | |
| | | 79 TUSCOLA | 108.8 | |
| | | 80 VAN BUREN | 114.4 | |
| | | 81 WASHTENAW | 115.5 | |
| | | 82 WAYNE | 91.4 | |
| | | 83 WEXFORD | 156.2 | |
| | | STATE | 111.2 | |



Permanency Composite 2: Timeliness of Adoptions

Reporting Period April 1, 2009 to September 30, 2009 (2009B)

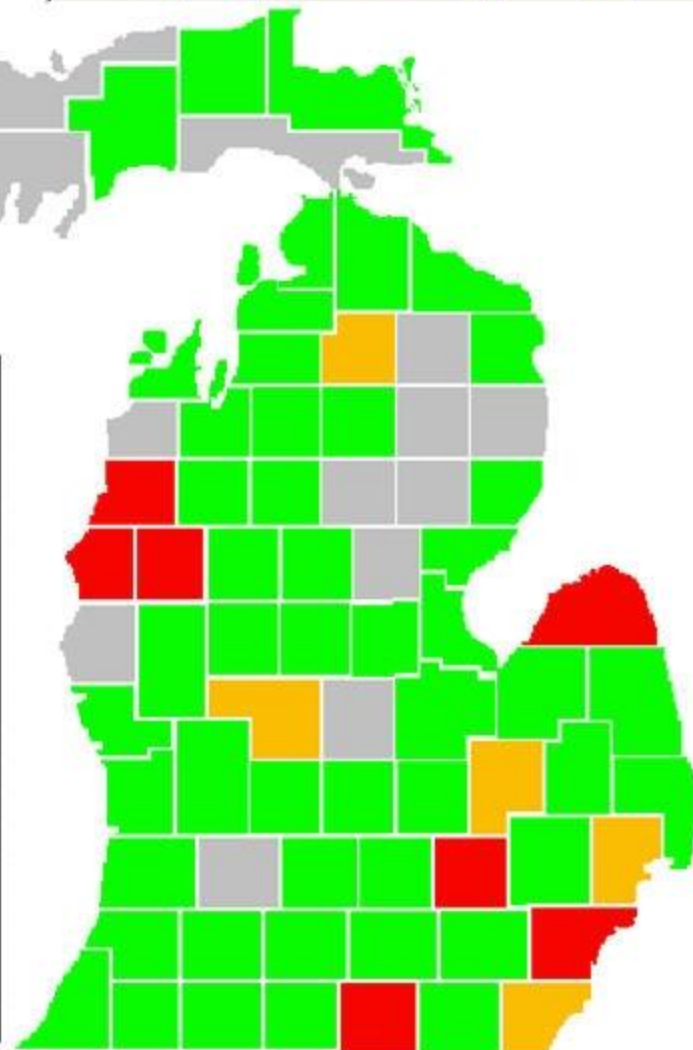
State of Michigan - Department of Human Services
Child Welfare Improvement Bureau



MAP LEGEND

- At or Above 106.4 Federal Standard (n=51)
- At or Above 95.8 (90% of Federal Standard) (n=6)
- Below 95.8 (90% of Federal Standard) (n=9)
- Data Unavailable (n=17)

| # | # | # | # | # |
|---------------------|---------------------|---------------|-------|-----------------------|
| 01 ALCONA | 22 DICKINSON | 43 LAKE | 70.8 | 64 OCEANA |
| 02 ALGER | 23 EATON 135.7 | 44 LAPEER | 129.3 | 65 OGE MAW |
| 03 ALLEGAN 164.4 | 24 EMMET 152.8 | 45 LEELANAU | 154.7 | 66 ONTONAGON 136.9 |
| 04 ALPENA 187.2 | 25 GENESEE 102.2 | 46 LENA WEE | 115.2 | 67 OSCEOLA 226.6 |
| 05 ANTRIM 180.6 | 26 GLADWIN | 47 LIVINGSTON | 87.2 | 68 OSCODA |
| 06 ARENAC 180.0 | 27 GOGEBIC 102.9 | 48 LUCE | 187.6 | 69 OTSEGO 101.0 |
| 07 BARAGA 41.3 | 28 GRAND TRVR 176.4 | 49 MACKINAC | | 70 OTTAWA 177.2 |
| 08 BARRY | 29 GRATIOT | 50 MACOMB | 104.6 | 71 PRESQUE ISLE 150.4 |
| 09 BAY 133.4 | 30 HILLSDALE 85.5 | 51 MANISTEE | 47.0 | 72 ROSCOMMON |
| 10 BENZIE | 31 HOUGHTON | 52 MARQUETTE | 148.6 | 73 SAGINAW 177.8 |
| 11 BERRIEN 125.8 | 32 HURON 0.2 | 53 MASON | 93.6 | 74 ST CLAIR 154.2 |
| 12 BRANCH 144.3 | 33 INGHAM 140.0 | 54 MECOSTA | 161.6 | 75 ST JOSEPH 175.3 |
| 13 CALHOUN 117.1 | 34 IONIA 174.2 | 55 MENOMINEE | 36.6 | 76 SANILAC 157.5 |
| 14 CASS 114.8 | 35 IOSCO 136.4 | 56 MIDLAND | 132.1 | 77 SCHOOLCRAFT 161.9 |
| 15 CHARLEVOIX 109.3 | 36 IRON | 57 MISSAUKEE | 111.8 | 78 SHIAWASSEE 108.7 |
| 16 CHEBOYGAN 133.0 | 37 ISABELLA 196.2 | 58 MONROE | 103.2 | 79 TUSCOLA 155.8 |
| 17 CHIPPEWA 126.0 | 38 JACKSON 148.1 | 59 MONTCALM | 103.2 | 80 VAN BUREN 117.7 |
| 18 CLARE 157.3 | 39 KALAMAZOO 143.7 | 60 MONTMOR. | | 81 WASHTENAW 107.5 |
| 19 CLINTON 174.5 | 40 KALKASKA 182.7 | 61 MUSKEGON | 140.0 | 82 WAYNE 61.0 |
| 20 CRAWFORD 159.0 | 41 KENT 156.5 | 62 NEWAYGO | 126.8 | 83 WEXFORD 127.0 |
| 21 DELTA | 42 KEWEENAW | 63 OAKLAND | 116.7 | STATE 108.3 |



Permanency Composite 3: Permanency for Children and Youth in Foster Care for Long Periods of Time

Reporting Period April 1, 2009 to September 30, 2009 (2009B)

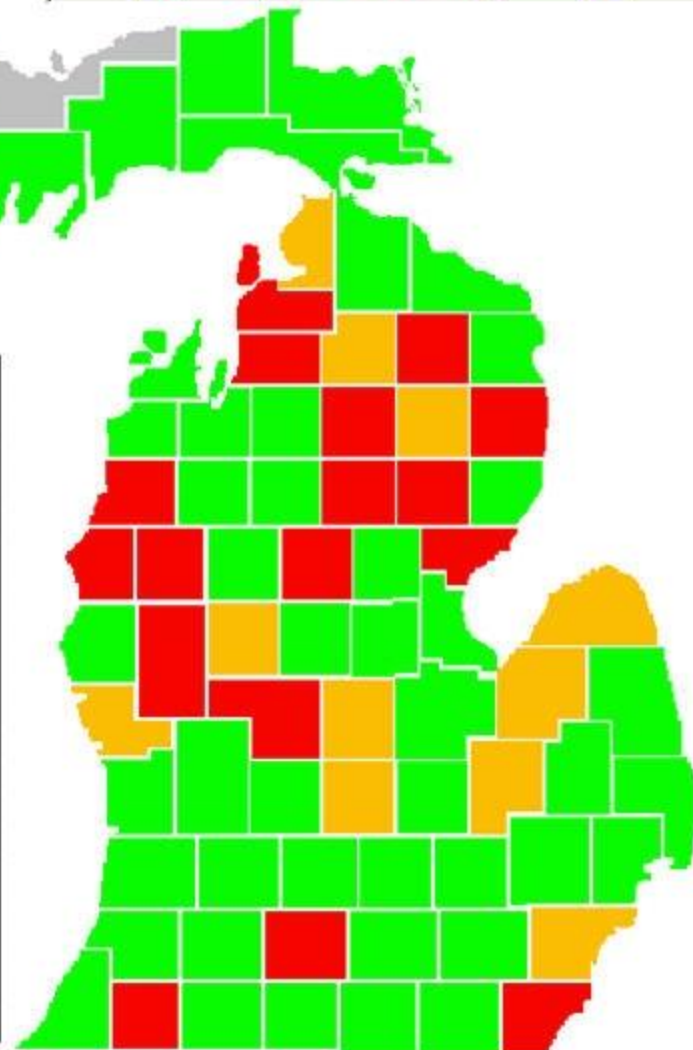
State of Michigan - Department of Human Services
Child Welfare Improvement Bureau



MAP LEGEND

- At or Above 121.7 Federal Standard (n=48)
- At or Above 109.5 (90% of Federal Standard) (n=13)
- Below 109.5 (90% of Federal Standard) (n=20)
- Data Unavailable (n=2)

| # | # | # | # |
|---------------|-------|-----------------|-------|
| 01 ALCONA | 87.5 | 22 DICKINSON | 137.8 |
| 02 ALGER | | 23 EATON | 161.3 |
| 03 ALLEGAN | 133.9 | 24 EMMET | 115.5 |
| 04 ALPENA | 195.3 | 25 GENESEE | 120.8 |
| 05 ANTRIM | 88.0 | 26 GLADWIN | 173.7 |
| 06 ARENAC | 81.8 | 27 GOGEBIC | 108.0 |
| 07 BARAGA | 111.6 | 28 GRAND TRVR | 163.1 |
| 08 BARRY | 238.4 | 29 GRATIOT | 110.2 |
| 09 BAY | 124.7 | 30 HILLSDALE | 144.4 |
| 10 BENZIE | 201.5 | 31 HOUGHTON | 87.5 |
| 11 BERRIEN | 131.8 | 32 HURON | 113.5 |
| 12 BRANCH | 157.5 | 33 INGHAM | 131.7 |
| 13 CALHOUN | 107.5 | 34 IONIA | 162.0 |
| 14 CASS | 90.2 | 35 IOSCO | 157.5 |
| 15 CHARLEVOIX | 90.0 | 36 IRON | 130.6 |
| 16 CHEBOYGAN | 190.5 | 37 ISABELLA | 131.2 |
| 17 CHIPPEWA | 195.3 | 38 JACKSON | 145.3 |
| 18 CLARE | 107.9 | 39 KALAMAZOO | 130.8 |
| 19 CLINTON | 119.5 | 40 KALKASKA | 192.2 |
| 20 CRAWFORD | 76.5 | 41 KENT | 125.2 |
| 21 DELTA | 161.9 | 42 KEWEENAW | |
| | | 43 LAKE | 88.8 |
| | | 44 LAPEER | 143.9 |
| | | 45 LEELANAU | 157.5 |
| | | 46 LENAWEE | 131.7 |
| | | 47 LIVINGSTON | 153.6 |
| | | 48 LUCE | 168.2 |
| | | 49 MACKINAC | 201.5 |
| | | 50 MACOMB | 131.6 |
| | | 51 MANISTEE | 90.0 |
| | | 52 MARQUETTE | 76.4 |
| | | 53 MASON | 93.7 |
| | | 54 MECOSTA | 112.8 |
| | | 55 MENOMINEE | 157.5 |
| | | 56 MIDLAND | 126.4 |
| | | 57 MISSAUKEE | 130.4 |
| | | 58 MONROE | 96.0 |
| | | 59 MONTCALM | 90.0 |
| | | 60 MONTMOR. | 34.9 |
| | | 61 MUSKEGON | 111.2 |
| | | 62 NEWAYGO | 70.0 |
| | | 63 OAKLAND | 130.1 |
| | | 64 OCEANA | 158.6 |
| | | 65 OGEMAW | 76.4 |
| | | 66 ONTONAGON | 121.3 |
| | | 67 OSCEOLA | 238.4 |
| | | 68 OSCODA | 121.6 |
| | | 69 OTSEGO | 117.0 |
| | | 70 OTTAWA | 142.1 |
| | | 71 PRESQUE ISLE | 143.9 |
| | | 72 ROSCOMMON | 67.4 |
| | | 73 SAGINAW | 123.1 |
| | | 74 ST CLAIR | 151.7 |
| | | 75 ST JOSEPH | 171.3 |
| | | 76 SANILAC | 146.1 |
| | | 77 SCHOOLCRAFT | 147.6 |
| | | 78 SHIAWASSEE | 148.4 |
| | | 79 TUSCOLA | 114.1 |
| | | 80 VAN BUREN | 157.4 |
| | | 81 WASHTENAW | 138.4 |
| | | 82 WAYNE | 115.7 |
| | | 83 WEXFORD | 139.7 |
| | | STATE | 125.7 |



Permanency Composite 4: Placement Stability

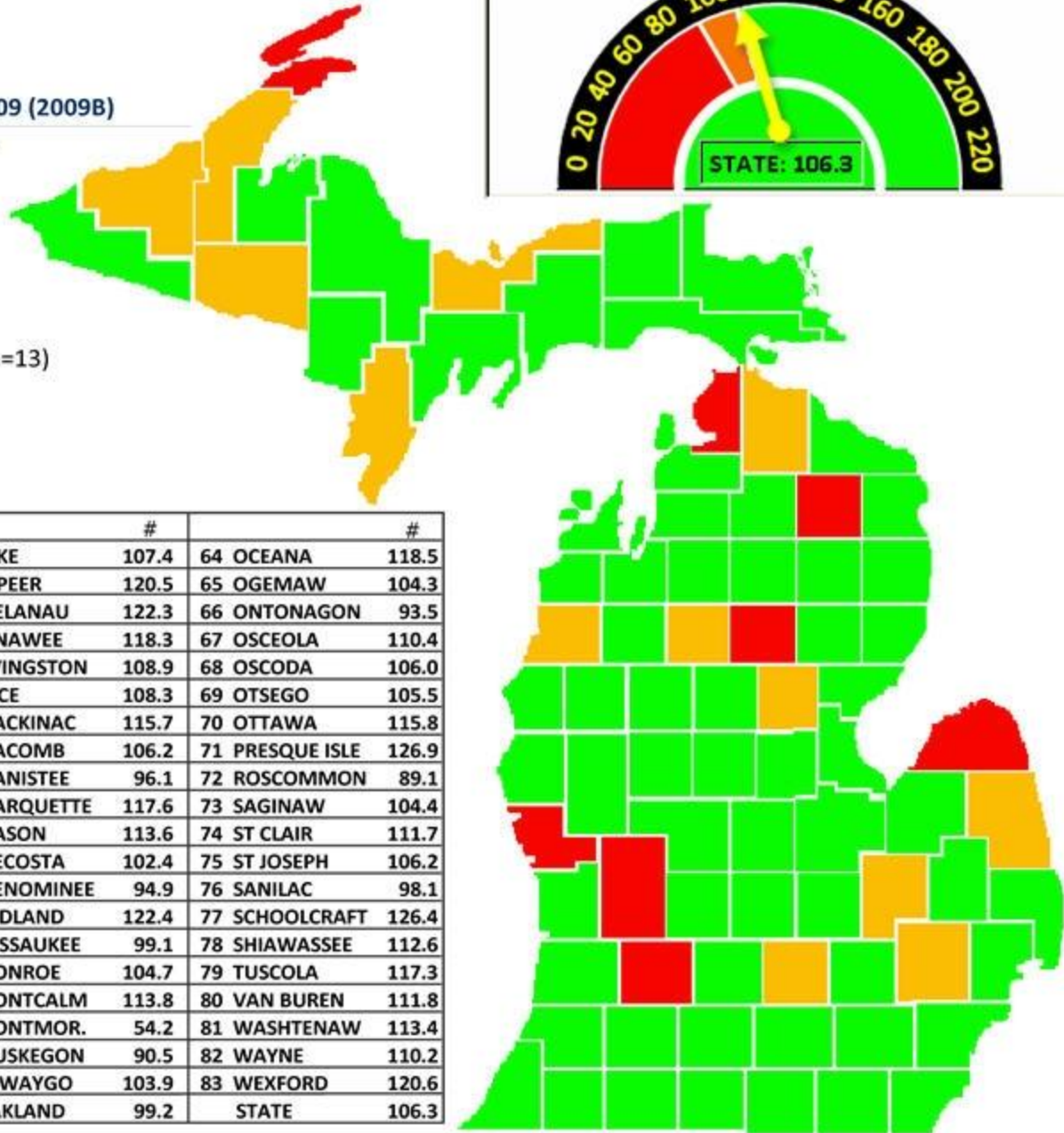
Reporting Period April 1, 2009 to September 30, 2009 (2009B)

State of Michigan - Department of Human Services
Child Welfare Improvement Bureau



MAP LEGEND

- At or Above 101.5 Federal Standard (n=62)
- At or Above 91.35 (90% of Federal Standard) (n=13)
- Below 91.35 (90% of Federal Standard) (n=8)
- Data Unavailable (n=0)



| # | # | # | # |
|-----------------|-------|---------------|-------|
| 01 ALCONA | 125.4 | 22 DICKINSON | 118.0 |
| 02 ALGER | 92.0 | 23 EATON | 104.9 |
| 03 ALLEGAN | 118.8 | 24 EMMET | 90.3 |
| 04 ALPENA | 122.0 | 25 GENESEE | 98.0 |
| 05 ANTRIM | 120.1 | 26 GLADWIN | 93.5 |
| 06 ARENAC | 129.6 | 27 GOGEBIC | 113.5 |
| 07 BARAGA | 113.8 | 28 GRAND TRVR | 112.9 |
| 08 BARRY | 88.6 | 29 GRATIOT | 105.8 |
| 09 BAY | 116.5 | 30 HILLSDALE | 112.0 |
| 10 BENZIE | 150.8 | 31 HOUGHTON | 96.9 |
| 11 BERRIEN | 105.7 | 32 HURON | 70.5 |
| 12 BRANCH | 129.0 | 33 INGHAM | 95.1 |
| 13 CALHOUN | 104.0 | 34 IONIA | 117.0 |
| 14 CASS | 117.7 | 35 IOSCO | 113.0 |
| 15 CHARLEVOIX | 111.2 | 36 IRON | 100.4 |
| 16 CHEBOYGAN | 97.3 | 37 ISABELLA | 107.9 |
| 17 CHIPPEWA | 121.5 | 38 JACKSON | 102.2 |
| 18 CLARE | 111.5 | 39 KALAMAZOO | 109.3 |
| 19 CLINTON | 114.6 | 40 KALKASKA | 119.6 |
| 20 CRAWFORD | 123.3 | 41 KENT | 88.9 |
| 21 DELTA | 110.9 | 42 KEWEENAW | 67.1 |
| 43 LAKE | 107.4 | 44 LAPEER | 120.5 |
| 45 LEELANAU | 122.3 | 46 LENAWEE | 118.3 |
| 47 LIVINGSTON | 108.9 | 48 LUCE | 108.3 |
| 49 MACKINAC | 115.7 | 50 MACOMB | 106.2 |
| 51 MANISTEE | 96.1 | 52 MARQUETTE | 117.6 |
| 53 MASON | 113.6 | 54 MECOSTA | 102.4 |
| 55 MENOMINEE | 94.9 | 56 MIDLAND | 122.4 |
| 57 MISSAUKEE | 99.1 | 58 MONROE | 104.7 |
| 59 MONTCALM | 113.8 | 60 MONTMOR. | 54.2 |
| 61 MUSKEGON | 90.5 | 62 NEWAYGO | 103.9 |
| 63 OAKLAND | 99.2 | 64 OCEANA | 118.5 |
| 65 OGEMAW | 104.3 | 66 ONTONAGON | 93.5 |
| 67 OSCEOLA | 110.4 | 68 OSCODA | 106.0 |
| 69 OTSEGO | 105.5 | 70 OTTAWA | 115.8 |
| 71 PRESQUE ISLE | 126.9 | 72 ROSCOMMON | 89.1 |
| 73 SAGINAW | 104.4 | 74 ST CLAIR | 111.7 |
| 75 ST JOSEPH | 106.2 | 76 SANILAC | 98.1 |
| 77 SCHOOLCRAFT | 126.4 | 78 SHIAWASSEE | 112.6 |
| 79 TUSCOLA | 117.3 | 80 VAN BUREN | 111.8 |
| 81 WASHTENAW | 113.4 | 82 WAYNE | 110.2 |
| 83 WEXFORD | 120.6 | STATE | 106.3 |