

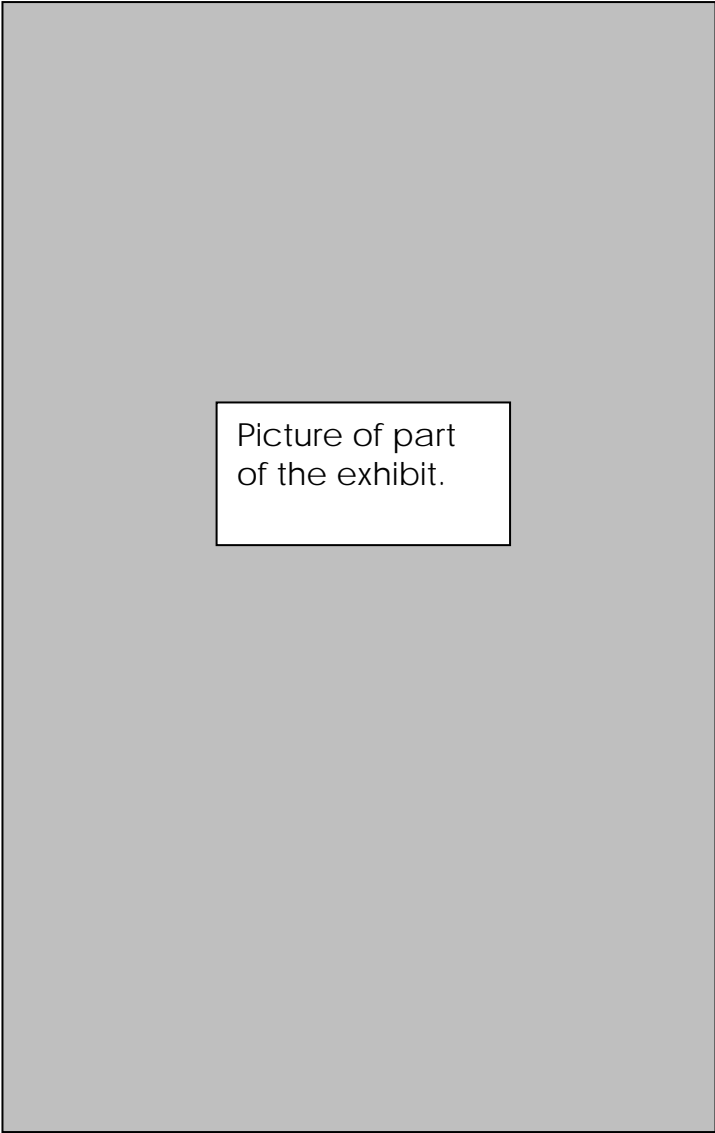
# 1 Find and discuss . . .

Each student is responsible for a step in the discussion:

***predicting, reading, questioning, clarifying,***  
or ***summarizing.***

Students in the small group will become "the experts" for this topic.

- Distribute the cards among the students. Instructions are on each card.
- The reader(s) should read the text provided on the card. Text in the exhibit is helpful for details.
- The summarizer(s) should be ready to tell their summary to the large group when you are finished.



Picture of part  
of the exhibit.

---

## 2 Look for something similar.

This exhibit is about \_\_\_\_\_. Can you find other places in the Learning Center that discuss \_\_\_\_\_?


Adult

# Predicting

What will it be about?

I think this will be about . . .  
because . . .


- Read the title.
- Look at the pictures nearby.



# Reading

What does it say?

This exhibit is about \_\_\_\_\_. It is  
important because \_\_\_\_\_.




# Questioning

What do we see?

Who? What? When? Where? Why?  
How? What If?

- Ask questions about the words.
- Ask questions about the pictures.



# Clarifying

Let's check our understanding.

I don't understand the part about . . .

- Reread.
- Check what I know.
- Read paragraphs nearby.



# Summarizing

Let's tell it in our own words.

**Retell the main idea so other students will understand.**

- Give only the key points.
- Tell it in order.



Last