

Presentation to Michigan State Courts/Child
Welfare Services Division on
Disproportionality and Disparities

Ralph Bayard, Ed.D.

Senior Director, Systems Improvement

- October 5th, 2009

Definitions

- **Disproportionality**-the relationship between a groups presence in the general population and their presence in the child welfare system
- **Disparate outcomes** - the varied levels of resolution of child welfare cases by group (reunification, adoption, guardianship) or status of well-being outcomes (length of stay, education, mental health) by group.

Foster Care Population

Of the national foster care population (475,000) on September 30, 2008:

- Black children comprised **33%** as compared to **14%** of the child population (2.3x).
- Hispanic children comprised **18%** as compared to **22%** of the child population (.8x).
- White non Hispanic children comprised **40%** as compared to **56%** of the child population (.7x).
- American Indian children comprised 3% as compared to 1% of the child population(3x).
(Public child welfare data only, not tribal)

Theories on Why Disproportionality Exists?

Parent/Family Risk Factors

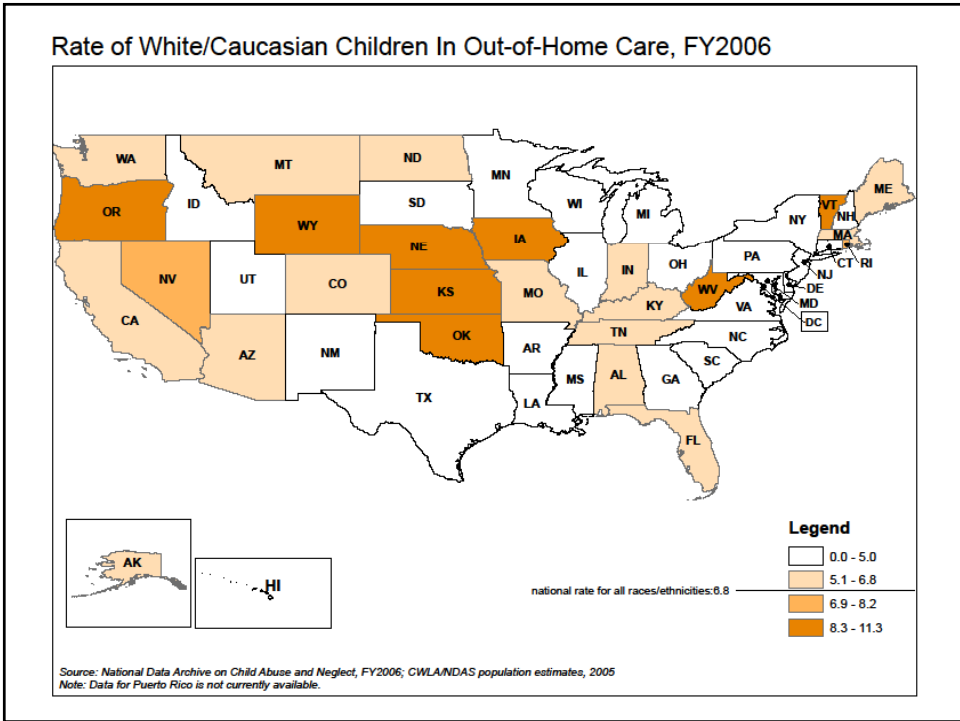
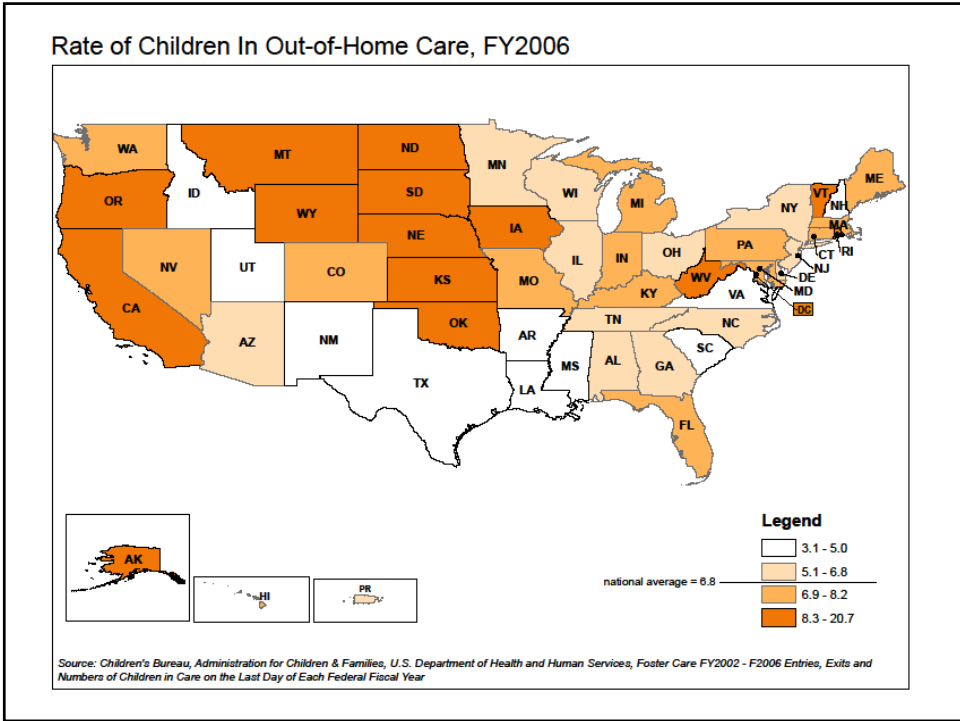
- Poverty
- Jobless
- Substance abuse
- Mental health issues

Community Risk Factors

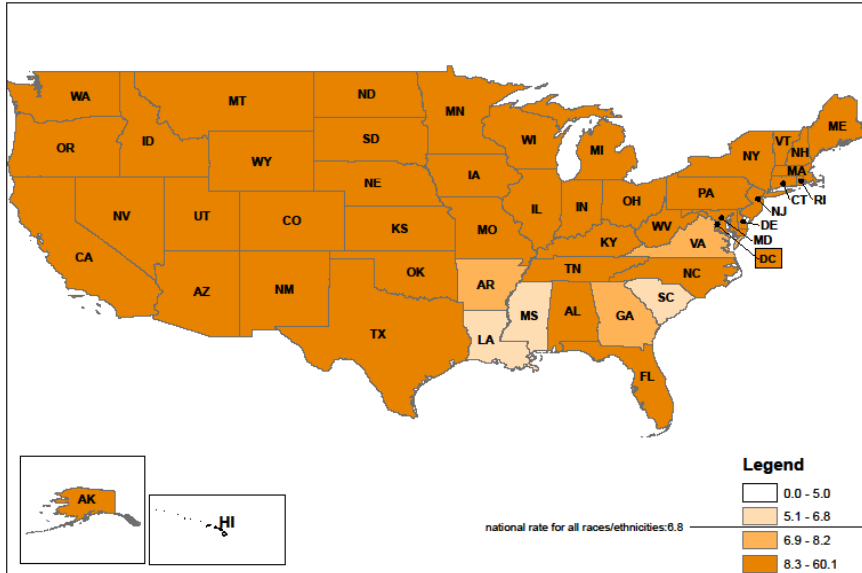
- Poverty
- Homelessness
- Crime and violence

Organizational/structural Factors

- Bias
- Practices
- Policies
- Systemic racism

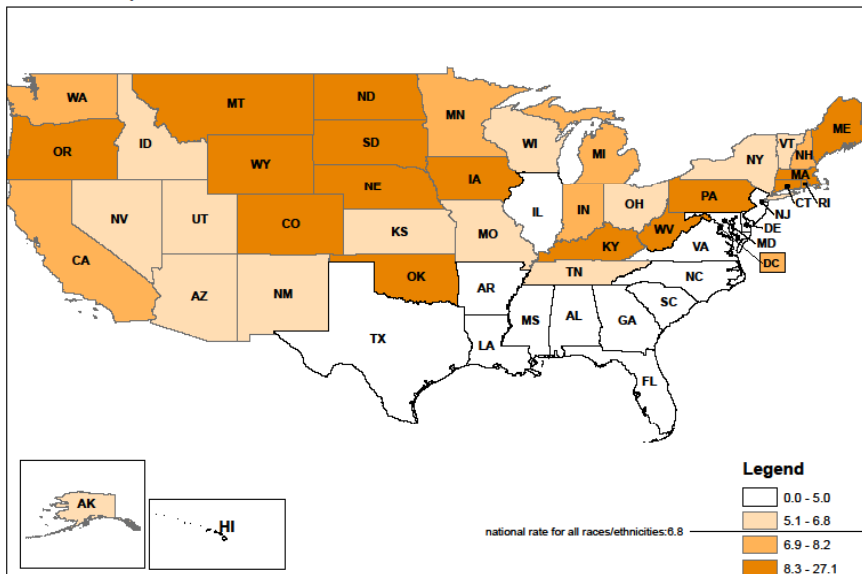


Rate of Black/African Amer Children In Out-of-Home Care, FY2006

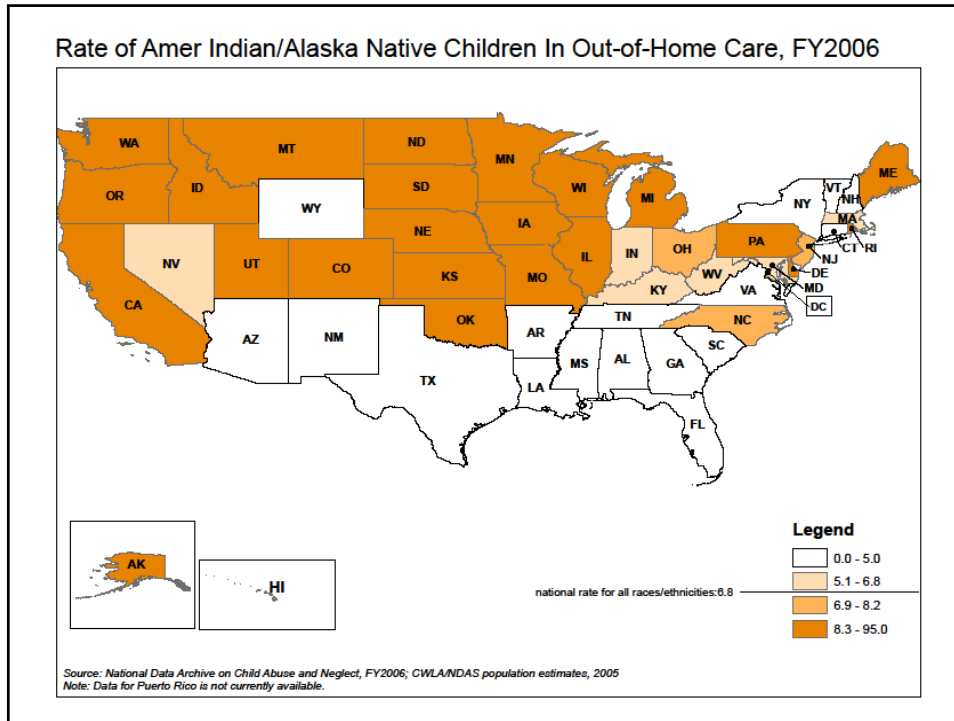


Source: National Data Archive on Child Abuse and Neglect, FY2006; CWLANDAS population estimates, 2005
 Note: Data for Puerto Rico is not currently available.

Rate of Hispanic/Latino Children In Out-of-Home Care, FY2006



Source: National Data Archive on Child Abuse and Neglect, FY2006; CWLANDAS population estimates, 2005
 Note: Data for Puerto Rico is not currently available.



- Jurisdictions Addressing Disproportionality/Disparate Outcomes**
- * Nevada * Texas * Maryland * DC
 - * Florida * California * Kansas
 - * Iowa * Washington * Oklahoma
 - * Hawaii * Alaska * Wisconsin
 - * New Jersey * North Carolina * Oregon
 - * Missouri * Ohio * Colorado
 - * New York * Pennsylvania * Kentucky
 - * Arizona * Minnesota (sites listed are addressing the issue to varying degrees, from building awareness to demonstrating promising practices)

CFP Collaborations

- The Alliance for Racial Equity (The Alliance consists of Casey Family Programs, Annie E. Casey, Marguerite Casey, JCYOI, and Center for the Study of Social Policy)
- Black Administrators in Child Welfare
- National Council of Juvenile and Family Court Judges
- Praxis International
- Race Matters Consortium

Promising Strategies for Reducing Disproportionality and Disparities

- Woodbury County, Iowa
 - Child Welfare System Navigators
- Ramsey County, Minnesota
 - Differential Response
- Los Angeles County, CA
 - Point of Engagement
- North Carolina
 - Engaging Fathers
- Hawaii
 - Standardized Risk Assessment
- Texas
 - Worker Training and Advisory Committees
- Subsidized Guardianship

Estimated Cost Savings of Eliminating Disproportionality

- 2006 an estimated \$4.1 billion in Title IV-E funds were spent on foster care
- Including \$1.7 billion in maintenance and \$2.3 billion in administration costs
- If disproportionality were eliminated for A.A, Latino, and American Indian children, a potential savings of \$1.17 billion could be realized