

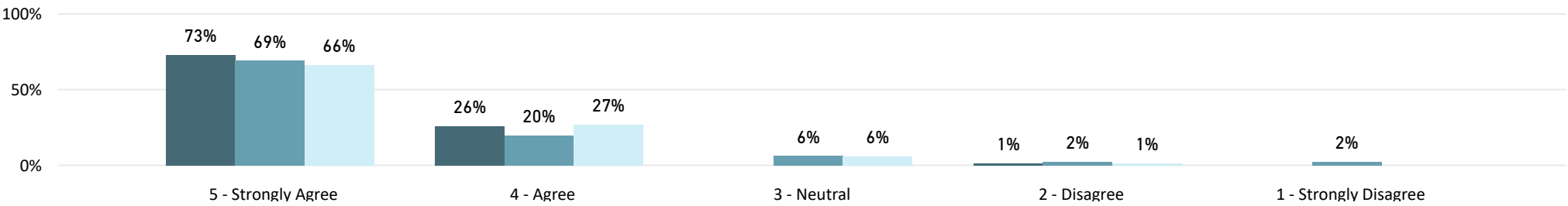


MICHIGAN SUPREME COURT - PUBLIC SATISFACTION SURVEY

*Questions 1 and 2 were directed to all respondents.

1. I was able to get my court business done in a reasonable amount of time today.

SurveyYear 2015 2016 2018



1. I was able to get my court business done in a reasonable amount of time today.

SurveyYear	2015		2016		2018		Total	
Time	Count	Percent	Count	Percent	Count	Percent	Count	Percent
5 - Strongly Agree	54	73%	56	69%	57	66%	167	69%
4 - Agree	19	26%	16	20%	23	27%	58	24%
3 - Neutral			5	6%	5	6%	10	4%
2 - Disagree	1	1%	2	2%	1	1%	4	2%
1 - Strongly Disagree			2	2%			2	1%
Total	74	100%	81	100%	86	100%	241	100%

County

WEXFORD

Court

(Multiple Selections)

Subset

All

Survey Year

All

Role

All

Type of Case

All

Gender

All

Race/Ethnicity

All

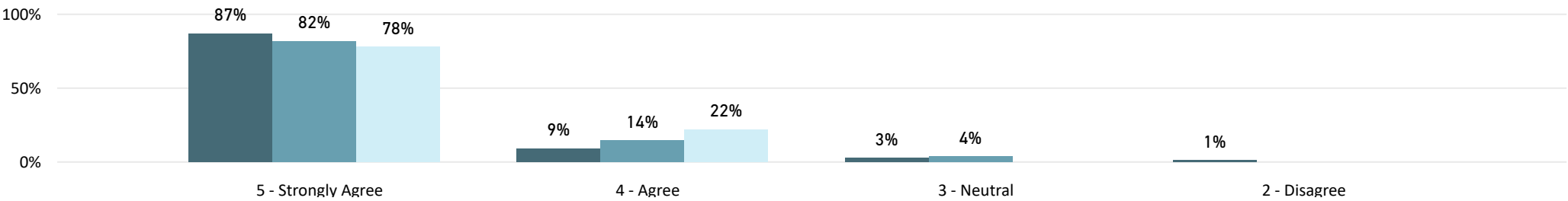


MICHIGAN SUPREME COURT - PUBLIC SATISFACTION SURVEY

*Questions 1 and 2 were directed to all respondents.

2. I was treated with courtesy and respect by court staff.

SurveyYear 2015 2016 2018



2. I was treated with courtesy and respect by court staff.

SurveyYear	2015		2016		2018		Total	
CourtesyStaff	Count	Percent	Count	Percent	Count	Percent	Count	Percent
5 - Strongly Agree	67	87%	68	82%	67	78%	202	82%
4 - Agree	7	9%	12	14%	19	22%	38	15%
3 - Neutral	2	3%	3	4%			5	2%
2 - Disagree	1	1%					1	0%
Total	77	100%	83	100%	86	100%	246	100%

County

WEXFORD

Court

(Multiple Selections)

Subset

All

Survey Year

All

Role

All

Type of Case

All

Gender

All

Race/Ethnicity

All

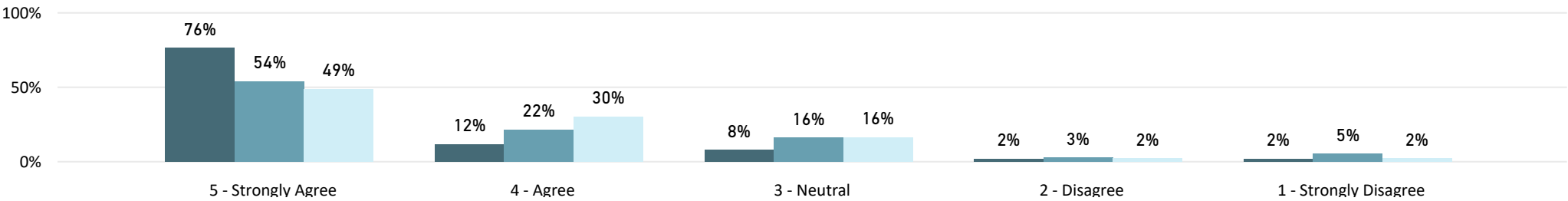


MICHIGAN SUPREME COURT - PUBLIC SATISFACTION SURVEY

*Questions 3 and 4 were directed to persons who attended a hearing or trial.

3. The way the case was handled was fair.

SurveyYear ● 2015 ● 2016 ● 2018



3. The way the case was handled was fair.

SurveyYear	2015		2016		2018		Total	
Fair	Count	Percent	Count	Percent	Count	Percent	Count	Percent
5 - Strongly Agree	39	76%	20	54%	21	49%	80	61%
4 - Agree	6	12%	8	22%	13	30%	27	21%
3 - Neutral	4	8%	6	16%	7	16%	17	13%
2 - Disagree	1	2%	1	3%	1	2%	3	2%
1 - Strongly Disagree	1	2%	2	5%	1	2%	4	3%
Total	51	100%	37	100%	43	100%	131	100%

County

WEXFORD

Court

(Multiple Selections)

Subset

All

Survey Year

All

Role

All

Type of Case

All

Gender

All

Race/Ethnicity

All

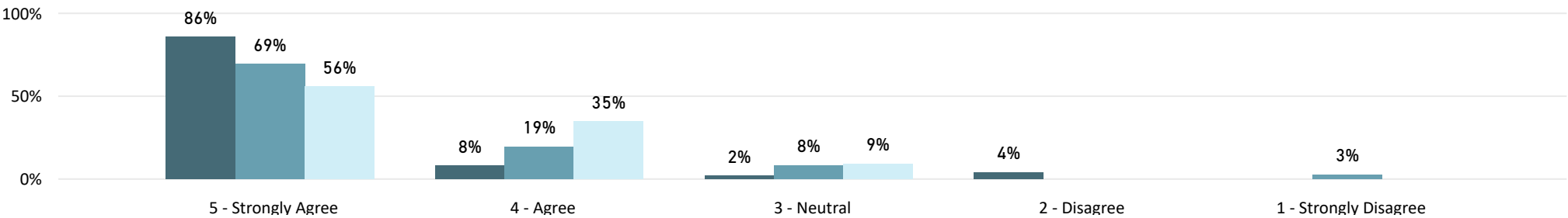


MICHIGAN SUPREME COURT - PUBLIC SATISFACTION SURVEY

*Questions 3 and 4 were directed to persons who attended a hearing or trial.

4. The judge/magistrate/referee treated everyone with courtesy and respect.

SurveyYear 2015 2016 2018



4. The judge/magistrate/referee treated everyone with courtesy and respect.

SurveyYear	2015		2016		2018		Total	
CourtesyJudge	Count	Percent	Count	Percent	Count	Percent	Count	Percent
5 - Strongly Agree	42	86%	25	69%	24	56%	91	71%
4 - Agree	4	8%	7	19%	15	35%	26	20%
3 - Neutral	1	2%	3	8%	4	9%	8	6%
2 - Disagree	2	4%					2	2%
1 - Strongly Disagree			1	3%			1	1%
Total	49	100%	36	100%	43	100%	128	100%

County

WEXFORD

Court

(Multiple Selections)

Subset

All

Survey Year

All

Role

All

Type of Case

All

Gender

All

Race/Ethnicity

All

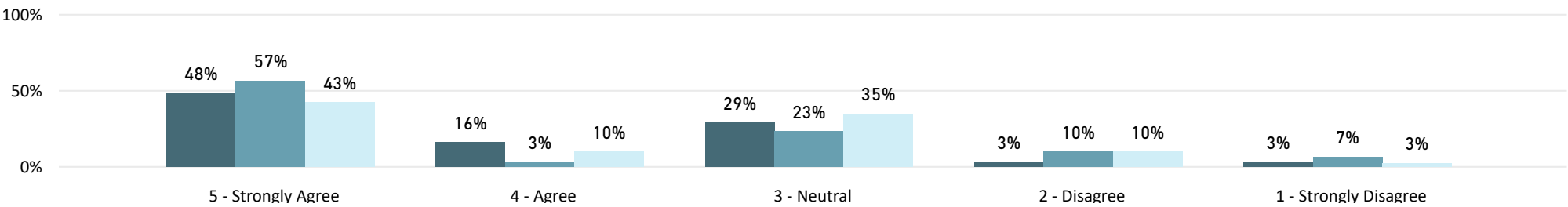


MICHIGAN SUPREME COURT - PUBLIC SATISFACTION SURVEY

*Questions 5 and 6 were directed to persons who were a party to the case.

5. The outcome in my case was favorable to me.

SurveyYear ● 2015 ● 2016 ● 2018



5. The outcome in my case was favorable to me.

SurveyYear	2015		2016		2018		Total	
Outcome	Count	Percent	Count	Percent	Count	Percent	Count	Percent
5 - Strongly Agree	15	48%	17	57%	17	43%	49	49%
4 - Agree	5	16%	1	3%	4	10%	10	10%
3 - Neutral	9	29%	7	23%	14	35%	30	30%
2 - Disagree	1	3%	3	10%	4	10%	8	8%
1 - Strongly Disagree	1	3%	2	7%	1	3%	4	4%
Total	31	100%	30	100%	40	100%	101	100%

County

WEXFORD

Court

(Multiple Selections)

Subset

All

Survey Year

All

Role

All

Type of Case

All

Gender

All

Race/Ethnicity

All

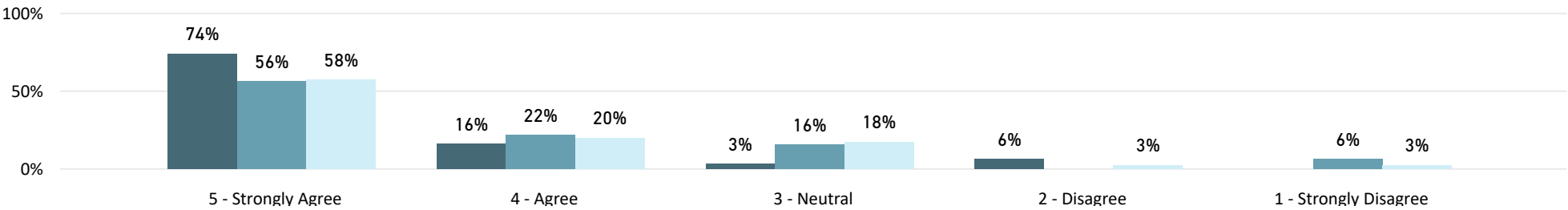


MICHIGAN SUPREME COURT - PUBLIC SATISFACTION SURVEY

*Questions 5 and 6 were directed to persons who were a party to the case.

6. As I leave the court, I understand what happened in my case.

SurveyYear 2015 2016 2018



6. As I leave the court, I understand what happened in my case.

SurveyYear	2015		2016		2018		Total	
Understand	Count	Percent	Count	Percent	Count	Percent	Count	Percent
5 - Strongly Agree	23	74%	18	56%	23	58%	64	62%
4 - Agree	5	16%	7	22%	8	20%	20	19%
3 - Neutral	1	3%	5	16%	7	18%	13	13%
2 - Disagree	2	6%			1	3%	3	3%
1 - Strongly Disagree			2	6%	1	3%	3	3%
Total	31	100%	32	100%	40	100%	103	100%

County

WEXFORD

Court

(Multiple Selections)

Subset

All

Survey Year

All

Role

All

Type of Case

All

Gender

All

Race/Ethnicity

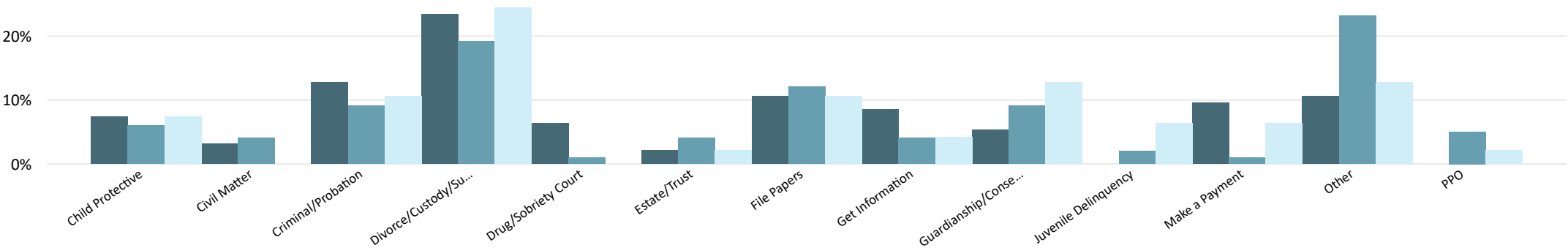
All



MICHIGAN SUPREME COURT - PUBLIC SATISFACTION SURVEY

7. What type of case brought you to the courthouse today (All that apply)?

SurveyYear 2015 2016 2018



7. What type of case brought you to the courthouse today (All that apply)?

SurveyYear	2015		2016		2018		Total	
TypeOfCase	Count	Percent	Count	Percent	Count	Percent	Count	Percent
Child Protective	7	7%	6	6%	7	7%	20	7%
Civil Matter	3	3%	4	4%			7	2%
Criminal/Probation	12	13%	9	9%	10	11%	31	11%
Divorce/Custody/Support	22	23%	19	19%	23	24%	64	22%
Drug/Sobriety Court	6	6%	1	1%			7	2%
Estate/Trust	2	2%	4	4%	2	2%	8	3%
File Papers	10	11%	12	12%	10	11%	32	11%
Get Information	8	9%	4	4%	4	4%	16	6%
Guardianship/Conservatorship	5	5%	9	9%	12	13%	26	9%
Juvenile Delinquency			2	2%	6	6%	8	3%
Make a Payment	9	10%	1	1%	6	6%	16	6%
Other	10	11%	23	23%	12	13%	45	16%
PPO			5	5%	2	2%	7	2%
Total	94	100%	99	100%	94	100%	287	100%

County

WEXFORD

Court

(Multiple Selections)

Subset

All

Survey Year

All

Role

All

Gender

All

Race/Ethnicity

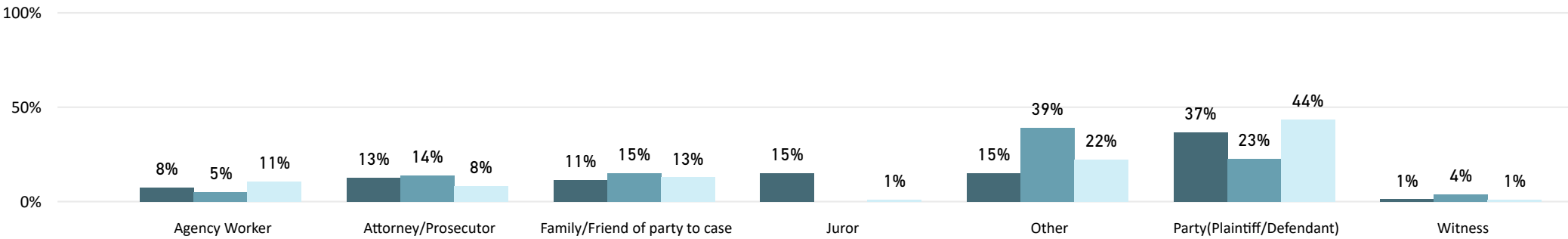
All



MICHIGAN SUPREME COURT - PUBLIC SATISFACTION SURVEY

8. Who are you (All that apply)?

SurveyYear 2015 2016 2018



County

WEXFORD

Court

(Multiple Selections)

Subset

All

Survey Year

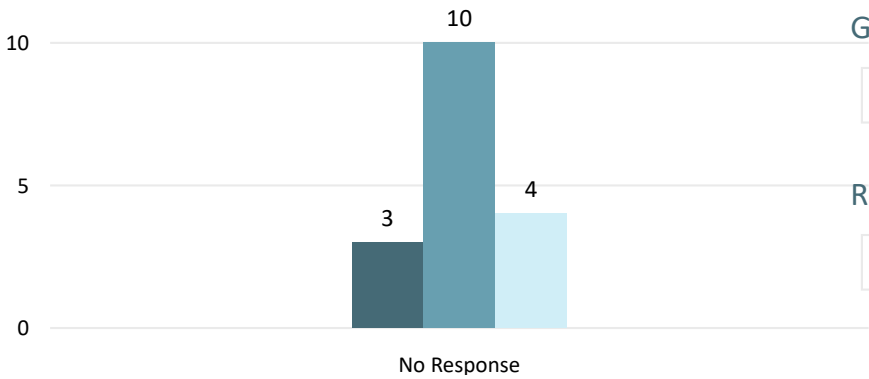
All

8. Who are you (All that apply)?

SurveyYear	2015		2016		2018		Total	
WhoRole	Count	Percent	Count	Percent	Count	Percent	Count	Percent
Agency Worker	6	8%	4	5%	9	11%	19	8%
Attorney/Prosecutor	10	13%	11	14%	7	8%	28	12%
Family/Friend of party to case	9	11%	12	15%	11	13%	32	13%
Juror	12	15%			1	1%	13	5%
Other	12	15%	31	39%	19	22%	62	26%
Party(Plaintiff/Defendant)	29	37%	18	23%	37	44%	84	35%
Witness	1	1%	3	4%	1	1%	5	2%
Total	79	100%	79	100%	85	100%	243	100%

8. No Response

SurveyYear 2015 2016 2018



Type of Case

All

Gender

All

Race/Ethnicity

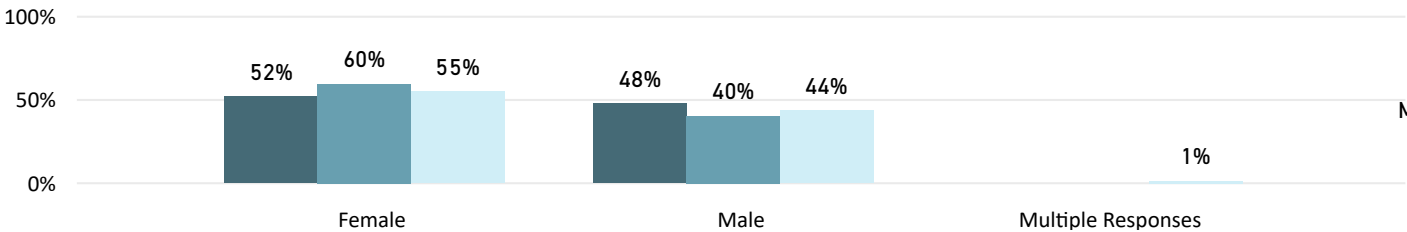
All



MICHIGAN SUPREME COURT - PUBLIC SATISFACTION SURVEY

9. What is your gender?

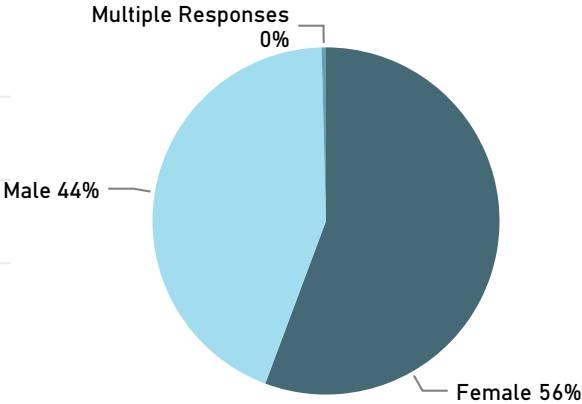
Gender Type: 2015 2016 2018



9. What is your gender?

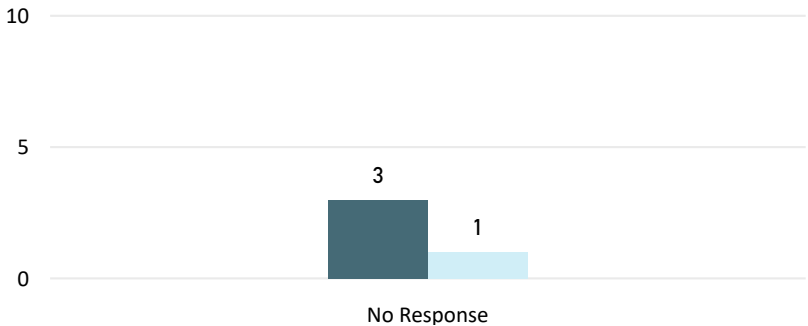
SurveyYear	2015		2016		2018		Total	
Gender	Count	Percent	Count	Percent	Count	Percent	Count	Percent
Female	39	52%	50	60%	48	55%	137	56%
Male	36	48%	34	40%	38	44%	108	44%
Multiple Responses					1	1%	1	0%
Total	75	100%	84	100%	87	100%	246	100%

9. What is your gender?



9. No Responses

Gender Type: 2015 2018



County

WEXFORD

Court

(Multiple Selections)

Subset

All

Survey Year

All

Role

All

Type of Case

All

Race/Ethnicity

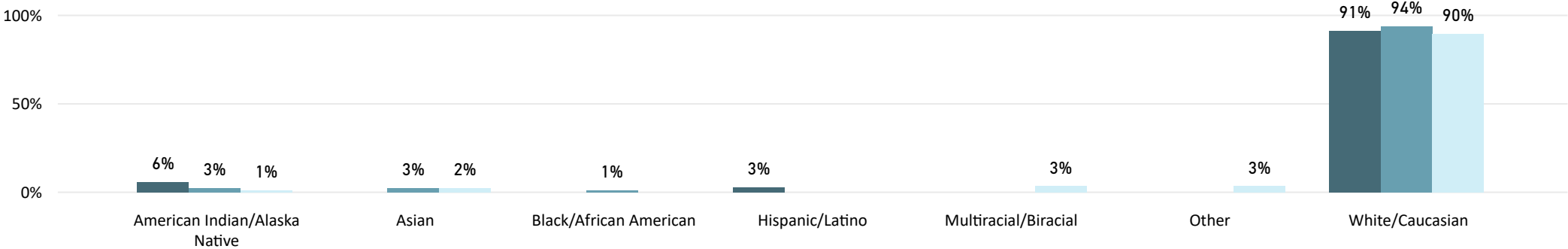
All



MICHIGAN SUPREME COURT - PUBLIC SATISFACTION SURVEY

10. How do you identify yourself?

SurveyYear ● 2015 ● 2016 ● 2018



County
WEXFORD

Court
(Multiple Selections)

Subset
All

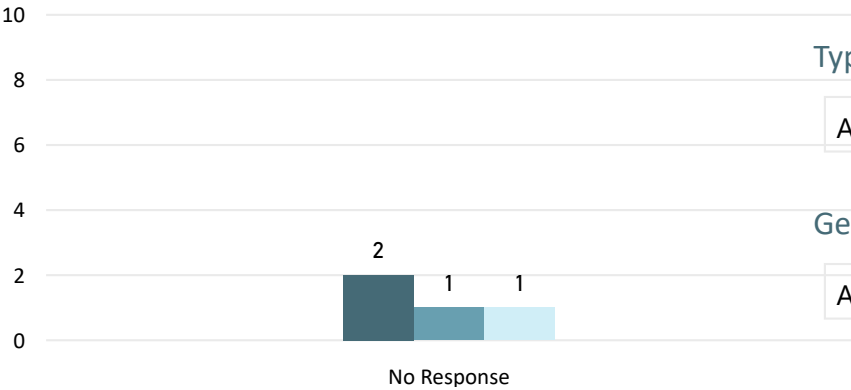
Survey Year
All

10. How do you identify yourself?

SurveyYear	2015		2016		2018		Total	
RaceIdentity	Count	Percent	Count	Percent	Count	Percent	Count	Percent
American Indian/Alaska Native	4	6%	2	3%	1	1%	7	3%
Asian			2	3%	2	2%	4	2%
Black/African American			1	1%			1	0%
Hispanic/Latino	2	3%					2	1%
Multiracial/Biracial					3	3%	3	1%
Other					3	3%	3	1%
White/Caucasian	64	91%	75	94%	78	90%	217	92%
Total	70	100%	80	100%	87	100%	237	100%

10. No Responses.

SurveyYear ● 2015 ● 2016 ● 2018



Role
All

Type of Case
All

Gender
All