



DISTRICT COURT FELONY FILINGS, CLEARANCE RATES, AND CASE AGE RATES

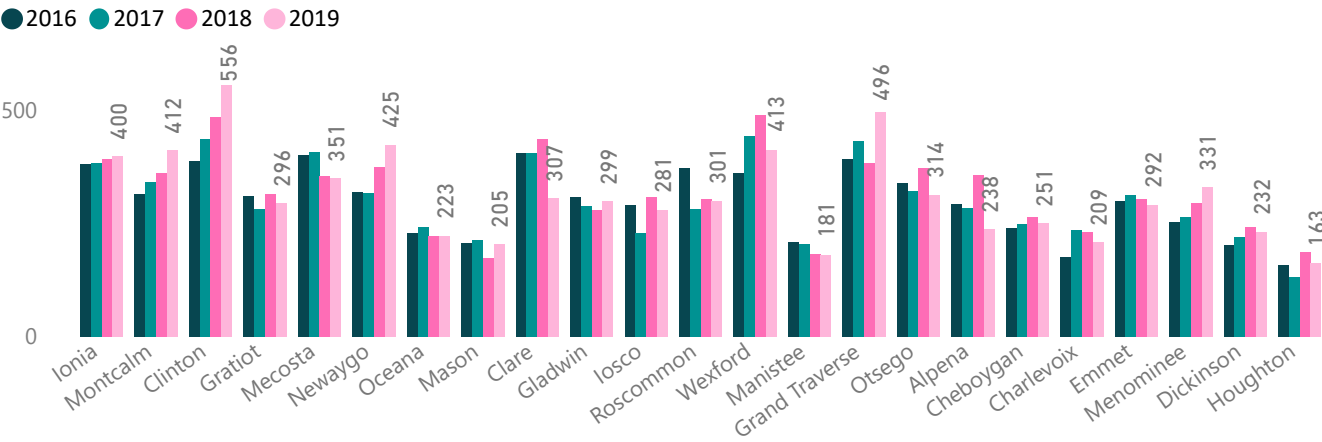
Percent Disposed within 28 Days

Final Time Guideline
75%

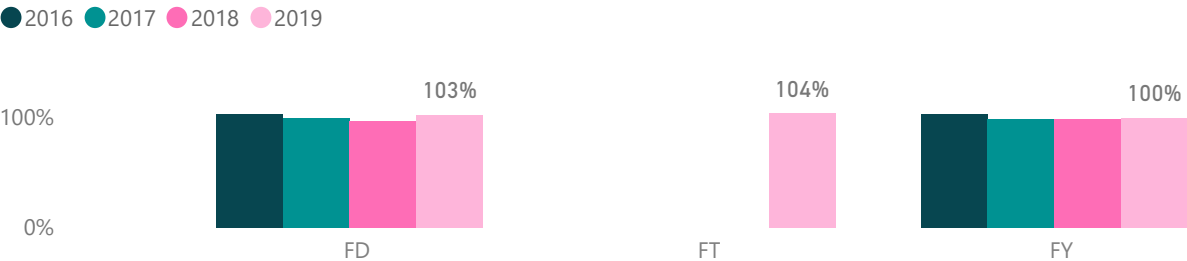
Statewide Average
70%

Medium Multi-County Court Average
70%

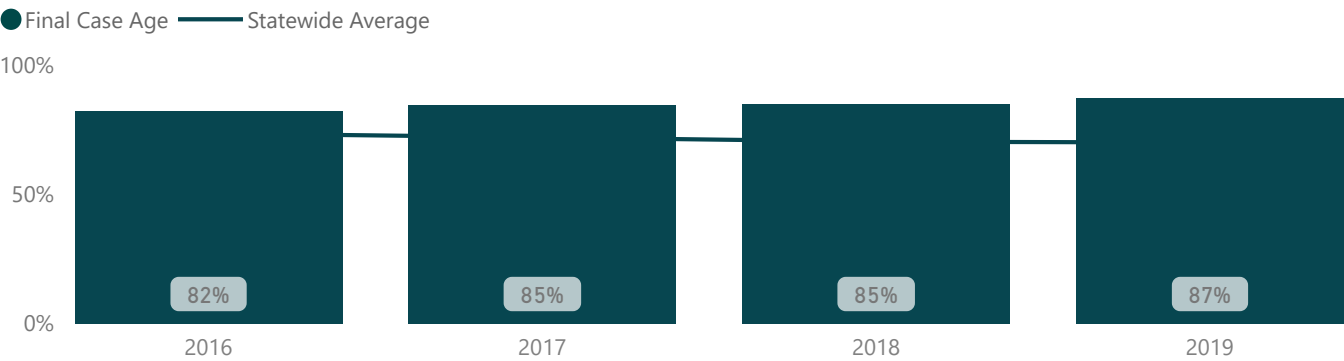
New Filing Trends



D84 - Wexford County Clearance Rates



D84 - Wexford County Case Age Trends



County Case Age Rates

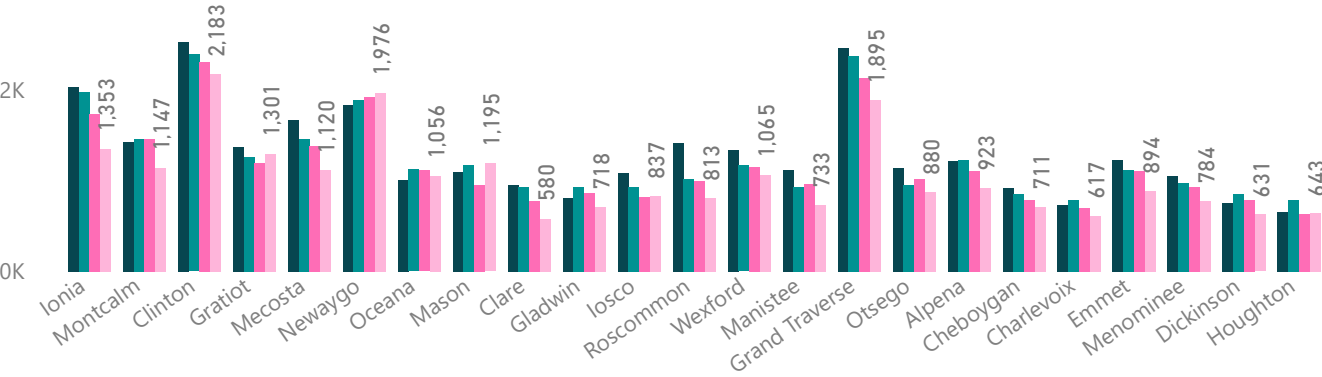
Court Code	Jurisdiction	Cases Pending Over 28 Days	Disposed within 28 Days
D64A	Ionia County	7	55%
D64B	Montcalm County	2	93%
D65A	Clinton County	14	70%
D65B	Gratiot County	3	78%
D77	Mecosta County	5	64%
D78	Newaygo County	3	91%
D78	Oceana County	3	80%
D79	Mason County	14	55%
D80	Clare County	11	61%
D80	Gladwin County	7	78%
D81	Iosco County	8	78%
D82	Roscommon County	0	91%
D84	Wexford County	1	87%
D85	Manistee County	1	80%
D86	Grand Traverse County	24	51%
D87A	Otsego County	17	53%
D88	Alpena County	9	64%
D89	Cheboygan County	3	79%
D90	Charlevoix County	11	52%
D90	Emmet County	6	56%
D95A	Menominee County	24	51%
D95B	Dickinson County	0	88%
D97	Houghton County	8	49%



DISTRICT COURT MISDEMEANOR FILINGS, CLEARANCE RATES, AND CASE AGE RATES

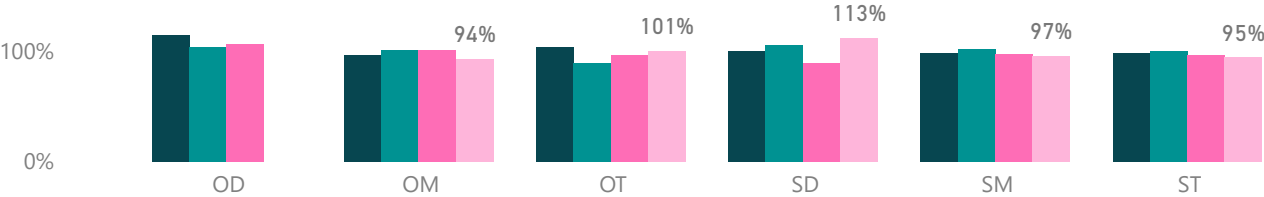
New Filing Trends

2016 2017 2018 2019



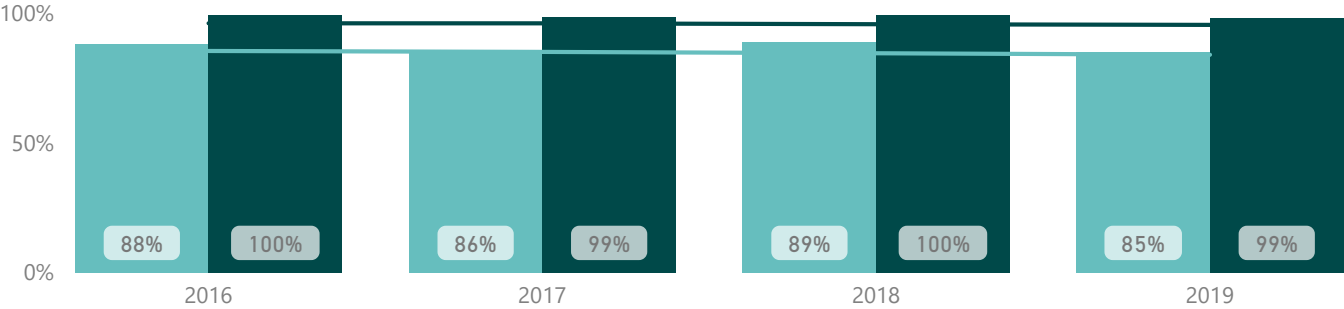
D84 - Wexford County Clearance Rates

2016 2017 2018 2019

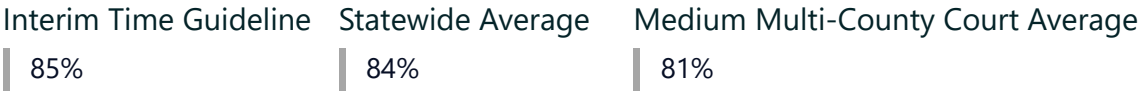


D84 - Wexford County Case Age Trends

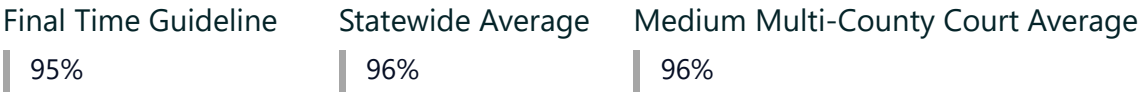
Interim Case Age Final Case Age Statewide Average Interim Statewide Average Final



Percent Disposed within 63 Days



Percent Disposed within 126 Days



County Case Age Rates

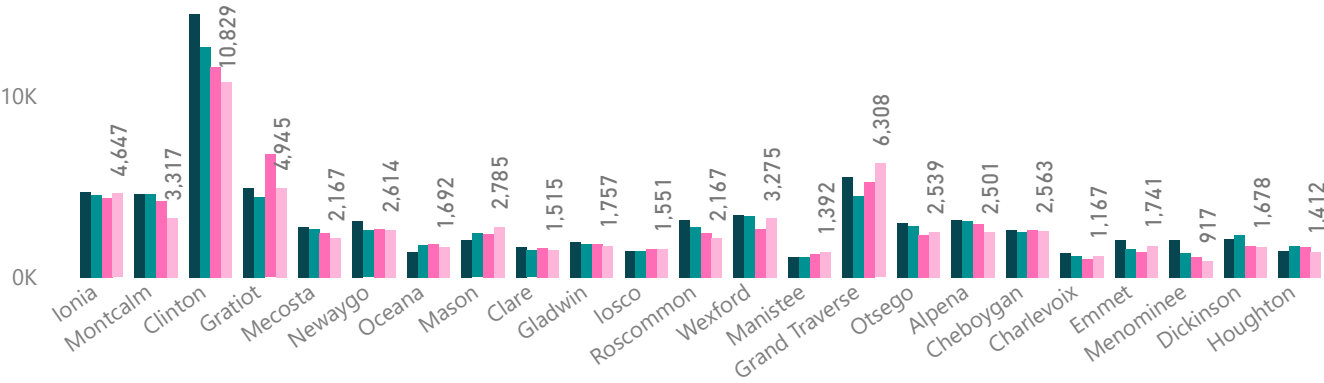
Court Code	Jurisdiction	Cases Pending Over 126 Days	Disposed within 63 Days	Disposed within 126 Days
D64A	Ionia County	4	85%	96%
D64B	Montcalm County	0	90%	100%
D65A	Clinton County	4	92%	99%
D65B	Gratiot County	1	88%	99%
D77	Mecosta County	0	91%	99%
D78	Newaygo County	2	77%	98%
D78	Oceana County	7	74%	94%
D79	Mason County	13	79%	94%
D80	Clare County	4	69%	93%
D80	Gladwin County	11	85%	96%
D81	Iosco County	10	78%	93%
D82	Roscommon County	10	85%	96%
D84	Wexford County	0	85%	99%
D85	Manistee County	1	94%	100%
D86	Grand Traverse County	19	85%	96%
D87A	Otsego County	3	86%	97%
D88	Alpena County	9	72%	94%
D89	Cheboygan County	1	86%	99%
D90	Charlevoix County	9	75%	94%
D90	Emmet County	11	68%	93%
D95A	Menominee County	6	75%	95%
D95B	Dickinson County	3	80%	96%
D97	Houghton County	36	63%	83%



DISTRICT COURT CIVIL INFRACTION FILINGS, CLEARANCE RATES, AND CASE AGE RATES

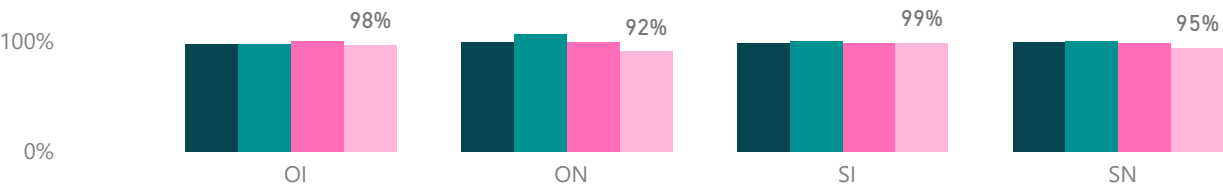
New Filing Trends

2016 2017 2018 2019



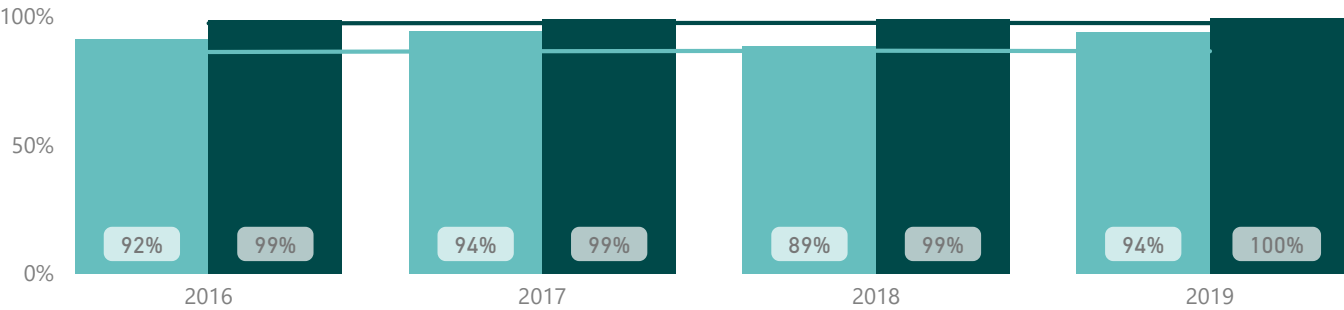
D84 - Wexford County Clearance Rates

2016 2017 2018 2019

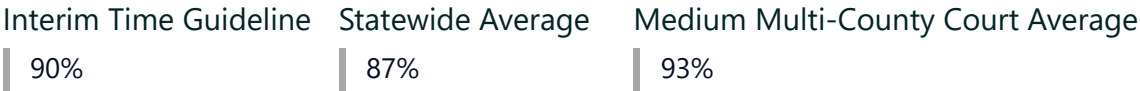


D84 - Wexford County Case Age Trends

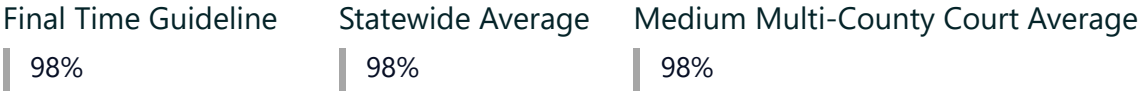
Interim Case Age Final Case Age Statewide Average Interim Statewide Average Final



Percent Disposed within 35 Days



Percent Disposed within 84 Days



County Case Age Rates

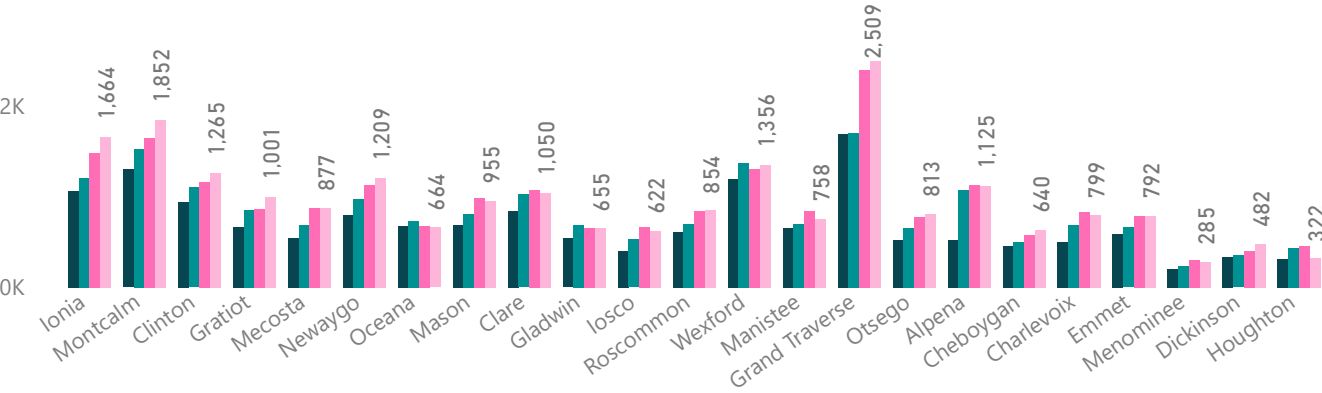
Court Code	Jurisdiction	Cases Pending Over 84 Days	Disposed within 35 Days	Disposed within 84 Days
D64A	Ionia County	51	94%	98%
D64B	Montcalm County	7	97%	99%
D65A	Clinton County	8	94%	99%
D65B	Gratiot County	0	97%	99%
D77	Mecosta County	0	94%	99%
D78	Newaygo County	0	91%	99%
D78	Oceana County	2	96%	99%
D79	Mason County	14	92%	98%
D80	Clare County	4	93%	96%
D80	Gladwin County	11	91%	97%
D81	Iosco County	7	90%	97%
D82	Roscommon County	2	95%	99%
D84	Wexford County	0	94%	100%
D85	Manistee County	0	90%	99%
D86	Grand Traverse County	0	98%	100%
D87A	Otsego County	0	93%	99%
D88	Alpena County	7	89%	97%
D89	Cheboygan County	2	95%	99%
D90	Charlevoix County	4	92%	98%
D90	Emmet County	6	89%	97%
D95A	Menominee County	0	92%	99%
D95B	Dickinson County	0	94%	99%
D97	Houghton County	6	89%	96%



DISTRICT COURT GENERAL CIVIL FILINGS, CLEARANCE RATES, AND CASE AGE RATES

New Filing Trends

2016 2017 2018 2019



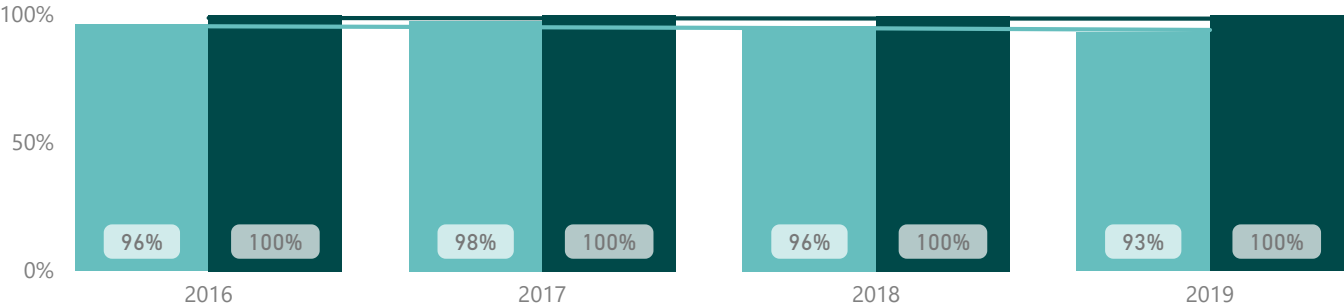
D84 - Wexford County Clearance Rates

2016 2017 2018 2019

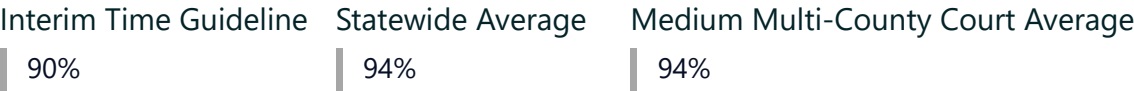


D84 - Wexford County Case Age Trends

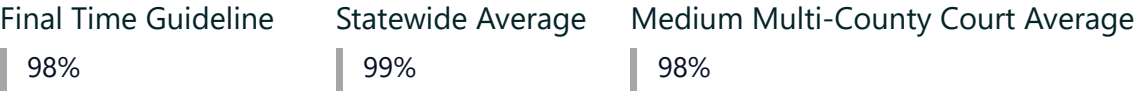
Interim Case Age Final Case Age Statewide Average Interim Statewide Average Final



Percent Disposed within 273 Days



Percent Disposed within 455 Days



County Case Age Rates

Court Code	Jurisdiction	Cases Pending Over 455 Days	Disposed within 273 Days	Disposed within 455 Days
D64A	Ionia County	0	99%	100%
D64B	Montcalm County	1	99%	100%
D65A	Clinton County	0	99%	100%
D65B	Gratiot County	0	100%	100%
D77	Mecosta County	7	98%	99%
D78	Newaygo County	0	100%	100%
D78	Oceana County	2	99%	100%
D79	Mason County	3	99%	99%
D80	Clare County	32	89%	96%
D80	Gladwin County	15	87%	96%
D81	Iosco County	0	92%	96%
D82	Roscommon County	2	99%	100%
D84	Wexford County	0	93%	100%
D85	Manistee County	0	99%	100%
D86	Grand Traverse County	0	92%	99%
D87A	Otsego County	0	99%	100%
D88	Alpena County	20	84%	98%
D89	Cheboygan County	0	100%	100%
D90	Charlevoix County	13	96%	98%
D90	Emmet County	1	99%	100%
D95A	Menominee County	4	93%	98%
D95B	Dickinson County	0	99%	100%
D97	Houghton County	2	91%	97%



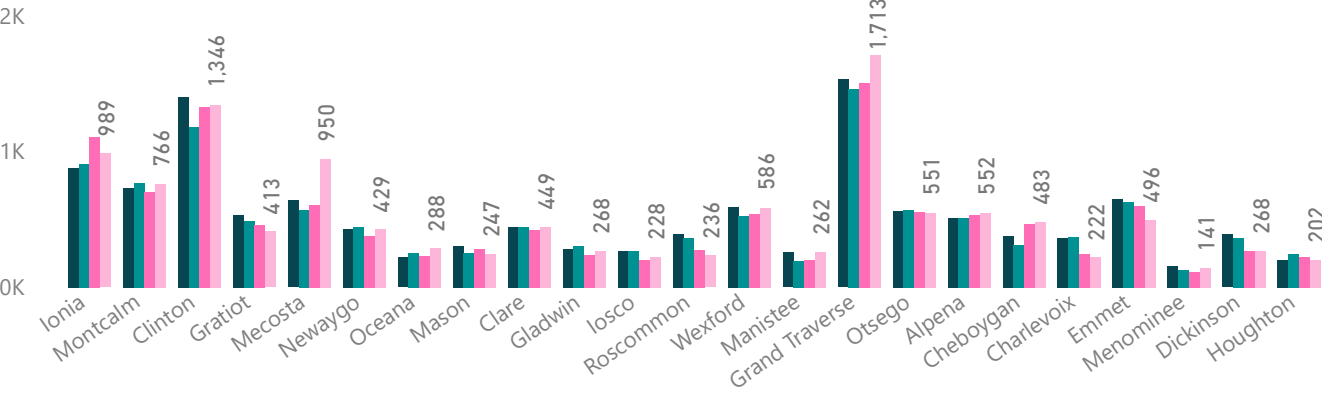
DISTRICT COURT SUMMARY CIVIL FILINGS, CLEARANCE RATES, AND CASE AGE RATES

Percent Disposed within 126 Days

Final Time Guideline	Statewide Average	Medium Multi-County Court Average
95%	96%	95%

New Filing Trends

2016 2017 2018 2019



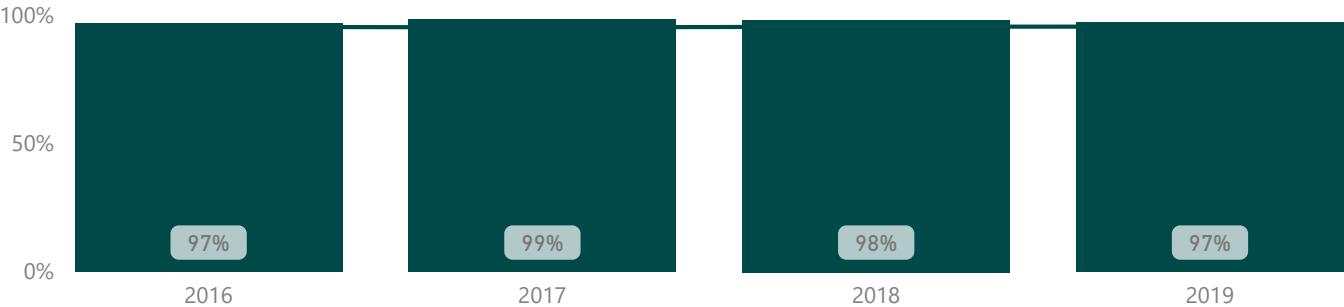
D84 - Wexford County Clearance Rates

2016 2017 2018 2019



D84 - Wexford County Case Age Trends

Final Case Age Statewide Average Final



County Case Age Rates

Court Code	Jurisdiction	Cases Pending Over 126 Days	Disposed within 126 Days
D64A	Ionia County	4	93%
D64B	Montcalm County	4	94%
D65A	Clinton County	0	99%
D65B	Gratiot County	0	97%
D77	Mecosta County	3	93%
D78	Newaygo County	0	100%
D78	Oceana County	1	93%
D79	Mason County	0	91%
D80	Clare County	1	97%
D80	Gladwin County	12	94%
D81	Iosco County	0	86%
D82	Roscommon County	5	96%
D84	Wexford County	0	97%
D85	Manistee County	0	97%
D86	Grand Traverse County	2	99%
D87A	Otsego County	0	97%
D88	Alpena County	30	82%
D89	Cheboygan County	0	99%
D90	Charlevoix County	2	96%
D90	Emmet County	0	99%
D95A	Menominee County	2	91%
D95B	Dickinson County	0	99%
D97	Houghton County	2	89%